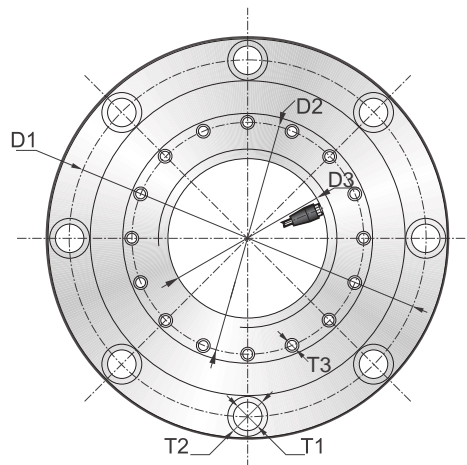
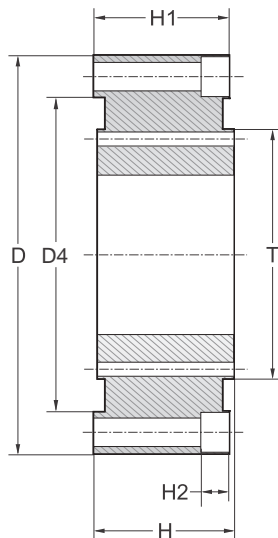
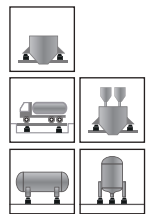


## Pancake Type



### Capacities

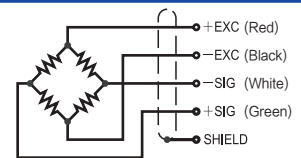
3t, 5t

### Features

- Pancake type load cell
- Nickel Plated Alloy Steel
- High accuracy
- High stability
- Low profile
- Easy to install
- Protected against corrosion
- Suitable for testing machine, truck scales and big bin & hopper scales, etc.

### Schematic

Red: + input  
 Black: - input  
 White: - output  
 Green: + output



Capacities		D	D1	D2	D3	D4	H	H1	H2	T	T1	T2	T3
3t,5t	mm	Ø299	Ø270	Ø175	Ø120	Ø242	40	38	18	195	8XØ18.00	8XØ24.5	16XØ14.00X2

### Specifications

Rated Output	0-5VDC	Insulation Resistance	≥ 5000 M ohm(50V DC)
Zero Balance	±5% of rated output	Maximum Excitation	24V DC/AC
Combined Error	±1% of rated output	Safe Overload	150% of RO
Repeatability	±0.25% of rated output	Cable	#26AWG,1.25m long
Operating Temp. Range	-10°C to +70°C	Wire Material	Red(+E) Black(-E) White(-S) Green(+S)
Bridge Resistance	700Ω		